











Technical specifications					
	Ecclesia T-170	Ecclesia T-270	Ecclesia T-370	Ecclesia D-470	Ecclesia D-570
Overview:					
System	OranjeCore™	T9000	T9000	T9000	T9000
Manuals	2	2	3	3	4
Voices	26	40	55	65	80
Ranks	31	49	66	75	91
Couplers	3	3	6	6	10
Tremulants	2	2	3	4	5
Console:					
Dimensions					
Height (excluding music desk)	46.1 in (117 cm)	46.1 in (117 cm)	49.2 in (125 cm)	52.8 in (134 cm)	52.8 in (134 cm)
Height (including music desk)	54.7 in (139 cm)	54.7 in (139 cm)	57.9 in (147 cm)	55.5 in (141 cm)	58.3 in (148 cm)
Width	56.7 in (144 cm)	56.7 in (144 cm)	56.7 in (144 cm)	63.8 in (162 cm)	70.5 in (179 cm)
Depth (excluding pedal board)	24.8 in (63 cm)	24.8 in (63 cm)	29.6 in (75 cm)	29.6 in (75 cm)	29.5 in (75 cm)
Depth (including pedal board)	43.7 in (111 cm)	43.7 in (111 cm)	46.9 in (119 cm)	48 in (122 cm)	48 in (122 cm)
Finish					
8 standard finishes on oak	•	•	•	•	•
Other kind of wood or color	optional	optional	optional	optional	optional
Music desk					
Wooden desk	•	•	•	•	•
Adjustable desk	optional	optional	optional	-	-
Desk lighting	optional	optional	optional	optional	optional
Roll cover					
Wooden roll cover	•	•	•	•	•
Manuals					
Synthetic keyboards (5 octaves)	•	•	•	•	•
Synthetic keyboards with wooden core	optional	optional	optional	optional	optional
Wooden keyboards (ebony/oak) with wooden core	optional	optional	optional	optional	optional
Swell shoes					
Wooden swell shoes	3	3	4	4	5
Toe studs					
Brass toe studs	optional	optional	optional	optional	optional
Pedal board					
32-note AGO pedal board with dark upper keys	•	•	•	•	•
32-note AGO pedal board with plain upper keys	optional	optional	optional	optional	optional
Illuminated pedal board	•	•	•	•	•
Bench					
Bench with lift lid	•	•	•	•	•
Adjustable bench	optional	optional	optional	optional	optional
External connections					
MIDI (IN, MOD-out, SEQ-out)	•	•	•	•	•
Aux In	•	•	•	•	•
Aux Out	•	•	•	•	•
Headphone	•	•	•	•	•
Audio:					
Audio system	4.1	8.1	10.1	13.3	18.3
Audio control	DEA™	DEA™	DEA™	DEA™	DEA™
Reverb channels	2.1	2.1	2.1	6.3	6.3
Reverb system					
ASR-12™, 12 unique reverbs	•	•	•	•	•

Technical specifications					
	Ecclesia T-170	Ecclesia T-270	Ecclesia T-370	Ecclesia D-470	Ecclesia D-570
Output amplifiers					
Full-range amplifiers (180 Watt)	4	8	10	13	18
Bass amplifier (350 Watt)	1	1	1	3	3
Sound reproduction					
External loudspeakers	4 x UL 2700	8 x UL 2700	10 x UL 2700	13 x UL 2700	18 x UL 2700
External subwoofer	1 x UL 3300	1 x UL 3300	1 x UL 3300	3 x UL 3300	2 x UL 3300 1 x UL 5000
Headphone/ Aux Out	SSE™	SSE™	SSE™	SSE™	SSE™
Functions:					
Controllable functions					
0 (cancel)	•	•	•	•	•
REC (Recall)	•	•	•	•	•
CF (Cantus Firmus)	•	•	•	•	•
CH (Chorus)	•	•	•	•	•
KT (Keyboard Transfer)	•	•	•	•	•
MB (Manual Bass)	•	•	•	•	•
Menu (Johannus Menu)	•	•	•	•	•
Sequence	•	•	•	•	•
S/S (General Swell)	•	•	•	•	•
RO (Reeds Off)	•	•	•	•	•
Trans. (Transposer)	•	•	•	•	•
Sample styles					
Romantic / Symphonic / Baroque / Historic	•	•	•	•	•
Setzer memory					
Levels	250	250	250	250	250
General memory locations per level	6	6	8	8	8
Divisional memory locations per level	6	6	8	8	8
Presets (programmable)	T	T	PP-P-MF-F-FF-T	PP-P-MF-F-FF-T	PP-P-MF-F-FF-T
Johannus Menu functions					
Organ and reverberation volume	•	•	•	•	•
Temperaments (incl. 1 custom programmable)	12	12	12	12	12
Tuning (pitch)	•	•	•	•	•
Expression pedals					
PEPC™ (programmable expression pedal configuration)	•	•	•	•	•
General Crescendo	•	•	•	•	•
Miscellaneous					
Bellows simulator	•	•	•	•	•
LiveTune™	•	•	•	•	•
Dynamic chiff	•	•	•	•	•
All organ voices C-C#	•	•	•	•	•

• = Standard - = Not available

Explanation used abbreviations:

DEA™	Digital Equalized Audio	All audio channels have a digital equalizer.
ASR-12™	Adaptive Surround Reverb-12	Reverberation system whereby the reverb is created artificially.
SSE™	Spatial Sound Experience	Special audio mix for headphone / Aux-out. This gives the feeling that the organ is in front of you, while the reverberation also gives you the idea that you are in the room itself.
PEPC™	Programmable Expression Pedal Configuration	All expression pedals can be programmed as a swell pedal or crescendo pedal.

Disclaimer: Organ pictures may show accessories that are not standard.